



A Collaborative Clearinghouse for Data Management Training and Education Resources

Sophie Hou

hou@ucar.edu

National Center for Atmospheric Research

University Corporation for Atmospheric Research

Nancy J. Hoebelheinrich

nhoebel@kmotifs.com

Knowledge Motifs, LLC

e-Science Symposium

Thursday, April 6, 2017

Key Contributors

- **JC Nelson**
 - Upper Midwest Environmental Sciences Center, US Geological Survey (USGS), La Crosse, WI
- **Tamar Norkin**
 - Core Science Analytics, Synthesis & Libraries, USGS, Denver, CO
- **David Bassendine**
 - Blue Dot Lab, Atlanta, GA
- **John Faundeen**
 - Earth Resources Observation and Science (EROS) Center, USGS, Sioux Falls, SD
- **Amber Budden**
 - Data Observation Network for Earth (DataONE), Albuquerque, NM
- **Erin Robinson**
 - Earth Science Information Partners (ESIP), Boulder, CO
- **Cassandra Ladino**
 - Eastern Geographic Science Center, USGS, Reston, VA



Rationale for Creating a DMT Clearinghouse

Started with discussions within ESIP Data Stewardship's DMT Working Group from ESIP Summer 2015 about what researchers need.

- “What training materials are out there and where are they?”
- “Which ones make the most sense for me, given my domain and timeframe?”
- “I want training materials that are associated with the framework that my colleagues are using so that we can use the same language!”

We Found a Funding Opportunity!

- Put in a proposal in late 2015 to the USGS Community for Data Integration (CDI) for seed funding along with:
 - USGS
 - DataONE
 - ESIP
- Process for approval:
 - CDI Voting – We received many votes and were invited to submit a proposal.
 - Proposal was funded and project started in April 2016.
- Special thanks to our web developer, Drupal experts, and our coordinating committee.

Phase 1 Completed: The Initial Launch of DMT Clearinghouse!

<http://dmtclearinghouse.esipfed.org>

← → ↻ dmtclearinghouse.esipfed.org



Data Management Training

Home Browse Search Help - About

Log in

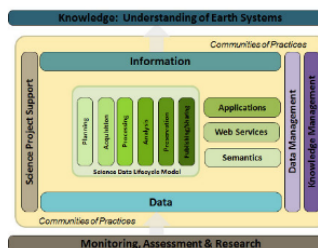
Welcome to the DMT Clearinghouse

The Data Management Training (DMT) Clearinghouse is a registry for online learning resources focusing on research data management.

It was created in a collaboration between the U.S. Geological Survey's Community for Data Integration, the Earth Sciences Information Partnership (ESIP), and DataONE.

For questions or feedback, please contact clearinghouseEd@esipfed.org

Read More



CDI SSF Components - <https://www2.usgs.gov/cdi/cdi-ssf/cdi-ssf-components.pdf>

Search

Find learning resources by keyword, name, date, license and cost

Your search terms

Search

Browse

See a list of learning resources by educational framework

Browse

Submit

Submit your learning resources to the Clearinghouse (login required)

Submit

CONNECT WITH US
on social networks



SUBSCRIBE
to the monday updates

your email

join

SEARCH
this esip site



your search terms

search

Questions or issues with the website? Please contact clearinghouseEd@esipfed.org

ESIP is a collaboration among many partner organizations, activities are sponsored by NASA and NOAA and managed by the Foundation for Earth Science.

Copyright © 2016 Federation of Earth Science Information Partners. All rights reserved.

Demo

- Home Page
- Browse and Search Functions
- Log In

Exercise

- Submission Process
 - Using “Advertising your data: Agency requirements for submitting metadata” as the case study.

Advertising your data: Agency requirements for submitting metadata

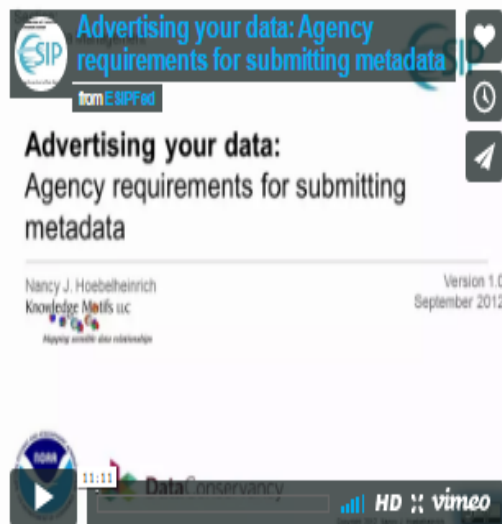
Submitted by superadmin on Thu, 2012-11-08 18:37

Overview:
This training module is part of the Federation of Earth Science Information Partners (or ESIP Federation's) Data Management for Scientists Short Course. The subject of this module is "Agency Requirements for Submitting Metadata." This module was authored by Nancy Hoebelheirich from Knowledge Motifs LLC. Besides the ESIP Federation, sponsors of this Data Management for Scientists Short Course are the Data Conservancy and the United States National Oceanic and Atmospheric Administration (NOAA).

As an overview, we will touch the following topics in this module:

- How the agencies persuade you to make metadata available about your data by submission or publication. Metadata can be defined as descriptive information about your data of the type that is usually found in search portals.
- Specifically, we will be talking about the National Science Foundation (NSF's) required Data Management Plan that motivates you to make metadata available.
- The National Aeronautics and Space Administration (NASA's) Data and Information Policy that encourages you to make metadata available.
- The National Oceanic and Atmospheric Administration (NOAA's) Administrative Order 212-15 that directs you to make metadata available.
- How the practice of submitting or publishing metadata is promoted by the E-Government Act of 2002 (44 U.S.C 3602).

Other topics we'll discuss include the timeliness of the metadata submission, and some dissemination tools and techniques that can help you make your metadata available to the public.



AdvertisingYourDataAgencyReqsHoebelheirich_final from ESIPFed on Vimeo.

Module Leads:



Name: Nancy Hoebelheirich
Organization(s): Knowledge Motifs
Email: nhoebel@kmotifs.com

Attachments:

AdvertisingYourDataAgencyReqsHoebelheirich_final.pptx

Media/Video:

<http://vimeo.com/69440863>

Collaboration Area:

[Data Preservation](#)

[Data Management Training](#)

DOI/EZid :

doi:10.7289/P30V89R9

Target Audience:

Research Scientist

Educational Purpose:

Online course

Time Required :

11m11s

Learning Mode:

Expository

Learning Resource Type:

Online exercise

Language of Learning Resource:

en-us

Publication Date:

September 2012

Publisher:

Federation of Earth Science Information Partners

Contributor:

Video performed by Nancy J. Hoebelheirich

Editor:

Ruth E. Duerr

Nancy J. Hoebelheirich

Version:

1.0

Keywords:

[data management](#)

[online courses](#)

[data literacy](#)

[data management plans \(DMP\)](#)

[training](#)

[Log in or register to post comments](#)

[Tweet](#)

[G+1](#)

[Share](#)

[Like](#)

Activity #1


- Providing Required Information

Title *

URL - the landing page for the learning resource


Author(s) - the individual or organization credited with creating the learning resource.


Authoring Person(s) Name

 Add new person

Authoring Organization(s) Name


 Add new organization

Access Cost *

- No fee
- Fee


Contact - person or organization to contact in case of questions about the resource's content or status.


Contact Person(s)

 Add new person

Contact Organization(s)

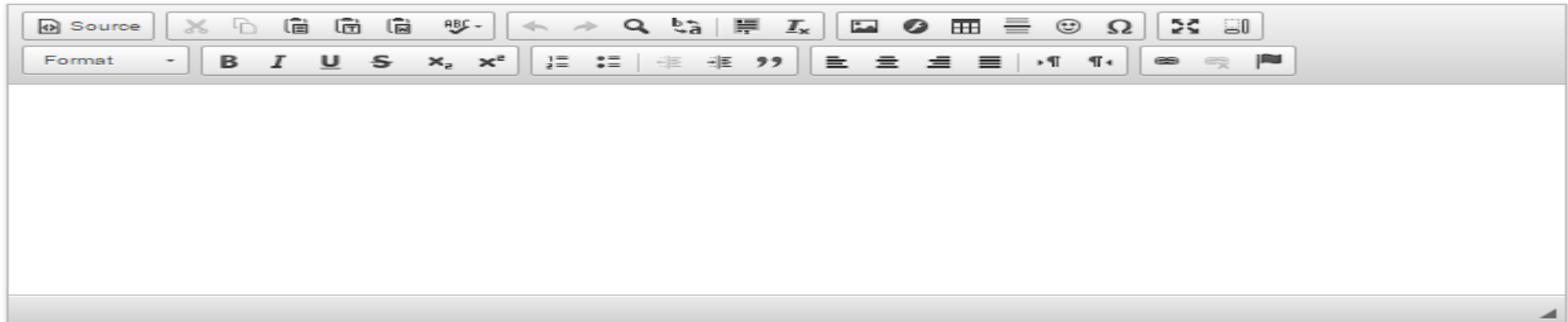
 

 Add new organization

Activity #2

- Providing Recommended Information: About the Learning Resource

Description - a brief synopsis, abstract or summary of what the learning resource is about



A rich text editor toolbar with various icons for text formatting, alignment, and editing. The toolbar includes options for source code, undo, redo, bold, italic, underline, strikethrough, text color, background color, bulleted list, numbered list, indent, outdent, link, unlink, and help. Below the toolbar is a large empty text area for entering the description.

[Switch to plain text editor](#)

Subject Discipline - subject domain(s) toward which the learning resource is targeted

Click to select first option, click again to select additional options

Keywords - short phrases describing what the learning resource is about

Click to select first option, click again to select additional options

[+ Add new keyword](#)

License - link to legal statement specifying the copyright status of the learning resource

Click to select an option

Usage Rights Information - restrictions upon use of learning resource not covered by copyright license

Click to select first option, click again to select additional options

Citation - format of the preferred citation for the learning resource

See example below.

No particular citation format is required, but a commonly recognized format is recommended, such as [The Chicago Manual of Style](#).

As an example:

Mayemik, M. 2012. "The Case for Data Stewardship - Preserving the Scientific Record: Establishing Relationships with Archives." In Data Management for Scientists Short Course, edited by Ruth Duerr and Nancy J. Hoebelheinrich, Federation of Earth Science Information Partners: ESIP Commons.

Activity #2 - Continued

- Providing Recommended Information: About the Learning Resource

Citable Locator - identifier used to locate the citation of the learning resource.

ID - identifier that provides the means to locate the learning resource or its citation

10.7269/P38913SK

Type - namespace prefix for the citable locator, if any

Click to select an option

Publisher - organization credited with publishing or broadcasting the learning resource

+ Add new organization

Version - revision or edition number or date associated with a learning resource

For example, V.2 or 2012 edition

Date(s) - key dates when the learning resource was published/broadcast and/or created.

Created

Published / Broadcast

Accessibility Features - available alternatives or enhancements to improve physical accessibility to learning resource

Click to select first option, click again to select additional options

Language(s) - language in which the submitted learning resource is found.

Primary language(s) in which the learning resource was originally published or made available

English x

Also available in - other languages in which the learning resource has been translated or made available other than the primary

Click to select first option, click again to select additional options

Activity #3

- Providing Recommended Information: Other Names Associated with the Learning Resource

Contributor(s) - key person or organization other than the author associated with the learning resource.

A key contributor to a learning resources could be included by name and/or by organization name. Individuals not listed in the drop down list should be added by clicking the "Add new person" button. Organizations not listed in the drop down list should be added by clicking the "Add new organization" button. For both, the "Type" field below refers to the nature of the contribution.

Contributor Name

+ Name

+ Add new person

Type

Click to select an option ▼

Remove

Add another item

Contributor Organization(s)

+ Name

+ Add new organization

Type

Click to select an option ▼

Remove

Add another item

Activity #4

- Providing Recommended Information: Educational Context

Framework - A community-based organization plan or set of steps for education or training

Click to select an option ▼

Target Audience - intended audience for which the learning resource was created

Click to select first option, click again to select additional options

Purpose - primary educational reason for which the learning resource was created

Click to select an option ▼

Intended time to complete - approximate amount of time the average student will take to complete the learning resource

Click to select an option ▼

Media Type - designation of the form in which the content of the learning resource is represented, e.g., moving image

Click to select an option ▼

Learning Resource Type - category of the learning resource from the point of view of a professional educator

Click to select an option ▼

Next Steps:

Phase 2 for DMT Clearinghouse

- Seeking Funding Opportunities!
- Sample of Key Objectives:
 - Host at least two virtual crowdsourcing events to encourage submissions of learning resources.
 - Improve the moderation workflow to ensure quality and compliance could be met efficiently.
 - Set up Drupal Link Checker module to check automatically the validity of the links included in the resourced.
 - Establish a framework for conducting usability evaluation.
 - Implement new functions and interface/system features based on user feedback.

Summary / Questions?

<http://dmtclearinghouse.esipfed.org>

- Need ESIP account to submit.
- Help by identifying (and submitting) learning resources .
- Provide feedback on your experiences with the functionality, look and feel of the interface.
- Join us in our usability evaluation and content submission sessions.
- Pass the word!
- Contact:
 - Sophie Hou, hou@ucar.edu
 - Nancy J. Hoebelheinrich, nhoebel@kmotifs.com
 - David Bassendine, david@bluedotlab.org (for ESIP account info)