



University of Massachusetts Center for Clinical and Translational Science

June 2015

Volume 1, Issue 5

In This Issue:

NEWS

- NIH Lasker Clinical Research Scholars Program
- M2D2 Opens Fully Equipped Shared Lab Space

DID YOU KNOW?

- How to Share Your Science
- Progress Report Update: UMCCTS Clinical Research Scholar K12 Award
- Common Questions on Clinical Trial Agreements

EVENTS

- Bioinformatics Core Seminar
- Program in Molecular Medicine *Special Seminar*

FUNDING OPPORTUNITIES

- A Survey of Clinical Opinion on the Utility of Point-of-Care Testing Devices
- NCATS Collaborative Innovation Award
- NCATS CTSA Network Recruitment Innovation Centers (RICs) (U24)
- NCATS CTSA Network-Trial Innovation Centers (TICs) (U24)
- Pfizer's Center for Therapeutic Innovation (CTI) 2015: Request for Proposals
- Smith Family Awards Program for Excellence in Biomedical Research
- Funding for Alzheimer's Disease Drug Discovery Research
- National Institutes of Health Funding Opportunity

The NIH Lasker Clinical Research Scholars Program

A Unique Bridge for Early Stage Clinical Investigators

The National Institutes of Health, in partnership with the Lasker Foundation, is pleased to announce the **2015 Lasker Clinical Research Scholars Program**. This is an opportunity for 10 to 12 years of funding for clinical researchers.

This unique program provides Scholars with 5 to 7 years of support as an independent principal investigator in the NIH Intramural Research Program, followed by three years of continued financial support, either at the NIH or at an outside medical center/research institution.

Qualifications/eligibility:



Candidates must have a clinical doctoral degree (MD, MD/PhD, DO, DDS, DMD, RN/PhD or equivalent) and a professional license to practice in the United States. The program is intended for investigators at the early stages of their independent careers, and at the time of application, candidates must be no more than 10 years from completion of their core residency training. Candidates generally will have completed or will be completing a post-residency clinical fellowship and will have demonstrated significant patient-oriented research experience to qualify for a tenure-track level appointment.

To apply: Learn more at

<http://www.nih.gov/science/laskerscholar/>

Application deadline is August 27, 2015

Questions can be directed to Dr. Charles Dearolf, Assistant Director for Intramural Research, at LaskerScholar@nih.gov



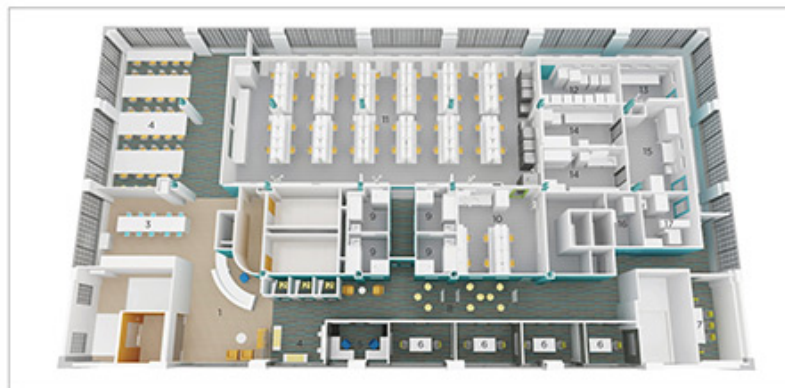
M2D2 Opens Fully Equipped Shared Lab Space

The Massachusetts Medical Device and Development Center (M2D2) has opened **an additional center with fully-equipped shared lab and collaborative space at 110 Canal Street in Lowell, MA**

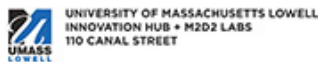
Rates have been set and tours are available. If you are interested in the new facility, please contact Mary Ann Picard either by email at M2D2@uml.edu or by telephone at 978-934-3465.

M2D2 will provide:

- Lab space
- Lab equipment with maintenance and technical support
- Lab training and EHS compliance
- Educational programming for start-up companies
- Access to UMass Medical School resources
- Access to UMass Lowell business, engineering and prototyping resources
- Secure access
- Waste removal
- Parking and easy access to MBTA Commuter Rail
- Conference rooms and meeting space
- Co-worker and kitchen café area
- Internet



- FOURTH FLOOR**
1. Reception
 2. Phone Booth
 3. Kitchen/Cafe
 4. Open Work Space
 5. Admin Support
 6. Flex Room
 7. Conference Room
 8. Breakout Space
 9. Hood Room
 10. Closed Lab Space
 11. Open Lab Space
 12. Equipment Room
 13. Real Time PCR
 14. BSL2 Lab
 15. BSL2 Prep Room
 16. Cylinder/Equipment
 17. Autoclave



dis·sem·i·nate
/di-'se-mə-,nāt/

How to Share Your Science

Suspend Your Judgment for a Moment

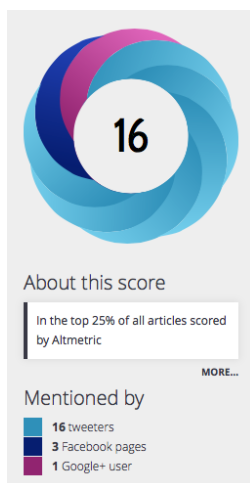
Sally A. Gore, MS, MSLIS, Research Evaluation Analyst, UMCCTS

Altmetrics, alternative metrics, article level metrics ... in the arena of scholarly and scientific publishing, you may have noticed any and/or all of these terms cropping up. You may have seen widgets on the sites of your published on-line articles, prompting visitors to share the content via different social media channels. You may have noticed the ability to comment on abstracts and articles in popular databases like PubMed (see "PubMed Commons"). You may have received emails telling you that a certain number of people have downloaded your article over a particular period of time. You may be suspicious of these new tools and believe they hold little value to the biomedical research community. You may think Twitter is only a place for people to post pictures of kittens (I once had a researcher tell me this), but to deny the importance and usefulness of alternative means of both disseminating and measuring the impact of your research is to do a disservice to yourself and the stakeholders behind your funding.

Traditional publishing metrics such as the h-index and impact factor are still important and still widely accepted as the norm and/or gold standard for things like promotion and tenure, but alternative metrics have developed over the past few years to provide a bigger, more robust, and *complementary* picture of how science reaches beyond the academy and professional circles of peers.

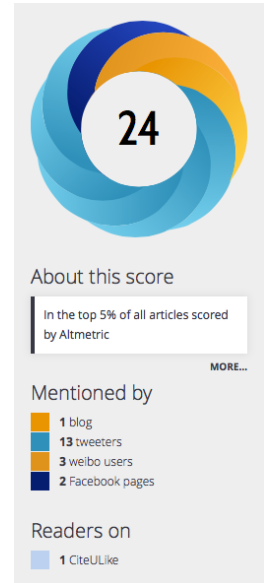
A couple of examples:

In 2010, the UMCCTS provided funding for a pilot project, "[**A Community-Based Social Networking Intervention to Increase Walking in Dog Owners**](#)" (Schneider, Lemon, Oleski, Murphy, and Ferrara). A randomized control trial followed and in 2015, Schneider et al published a manuscript in the journal, "Medicine and Science in Sports and Exercise." MSSE has a healthy journal impact factor, consistently ranking near the top in its discipline (Sport Sciences). It's widely respected and getting this manuscript published in it bodes well for the authors' careers. But beyond that, what does it say? Does publication in this journal reach the community; a group that might establish a similar program to increase participants' health? Does it reach clinicians who might suggest to their dog owner patients the health benefits of such a program? Does it reach policy makers who could provide funding for more trails and walking paths? Perhaps, but more than likely, these stakeholders will be reached via different channels of communication besides journal articles and one way to track these is via alternative metrics.



Using a tool like [Altmetric](#), an author, evaluator, or reader can quickly and easily see another view of the impact of this particular article. Looking up the Altmetric score for this article, we can see that it was mentioned on the social media outlets Twitter, Facebook, and Google+. Sixteen people on Twitter shared the link to the article with their followers. "So what?" you may say, "That's not many people." But if you look a bit deeper you'll find that these 16 users mentioned and shared the article 22 times to their followers. How many followers? 15,455. Even if the smallest percentage of those followers looked at the article, it's reached several hundred people that it likely wouldn't have reached through older, more traditional means. Further, the people sharing the message were researchers, students, science writers, and members of the general public, all representing different stakeholders.

Skeptics will say that this was an article about social media and dog walking, so of course it gets shared through social media. Puppies and kittens, remember? They claim that "real" science isn't followed the same. Think again. UMCCTS Life Sciences Moment Fund Awardee, Douglas Golenbock, MD, recently published the article, "[**Neuroinflammation in Alzheimer's Disease**](#)", in the journal, "Lancet Neurology."



It, too, has made an impact via alternative channels as shown by its corresponding Altmetric score. The article has been written about on a blog, shared via Twitter 15 times (5,000+ followers), discussed on Weibo, a major social network in China, appeared on 2 Facebook pages, and cited on the social bookmarking site, CiteULike. In short, it's reaching an audience well beyond subscribers to the Lancet.

This is a trend that really can't simply be ignored anymore today. For those practicing clinical and translational medicine, building trans-disciplinary collaborations and partnerships is a barrier that must be overcome if success is to be achieved. Communicating one's research widely is one way to find partners who may have, in a time before our networked world, remained unknown. It's a way to build collaborations with community leaders and policy makers, bringing the valuable findings of medical research to the public much faster. It's a way to reach traditional media outlets and thus, an even wider audience. And finally, it's a means to create a more scientifically literate society, something that benefits everyone in the end.

Interesting in learning how to track your work with alternative metrics? Contact Sally (sally.gore@umassmed.edu) for help.

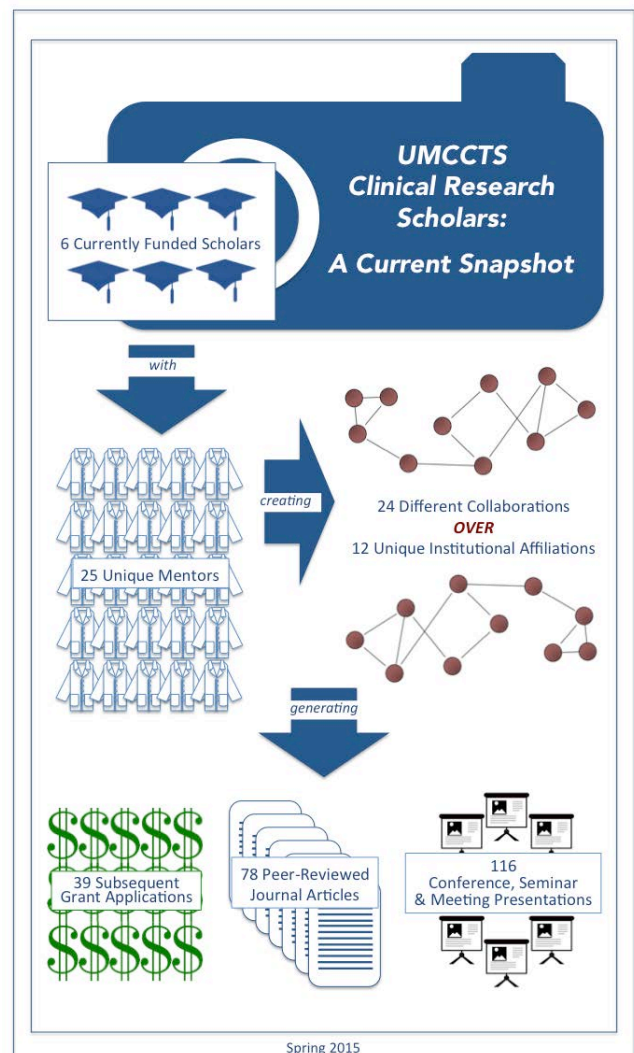
Progress Report Update: UMCCTS Clinical Research Scholar (K12) Award

Sally A. Gore, MS, MSLIS, Research Evaluation Analyst, UMCCTS

The Clinical Research Scholar Awards provide training, mentorship, and funding for investigators to develop and carry out innovative, hypothesis-driven clinical and translational research. The UMCCTS currently funds six K12 Scholars:

- Melissa Anderson, PhD
- Nancy Byatt, DO, MBA
- Sarah Cutrona, MD, MPH
- David McManus, MD
- Heena Santry, MD, MS
- Molly Waring, PhD

The latest progress reports submitted by these Scholars show a wealth of research, scholarship, and growth as clinical investigators.





Common Questions on Clinical Trial Agreements

UMCCTS Office of Clinical Research (OCR) Staff provide helpful tips and information to investigators, study teams and departments

Tips for: A Smooth Budget Negotiation Process

Elena Del Prete, MS, MBA, Contract Administrator II – Budget Specialist

- Evaluate the actual cost of doing the study and what it will take to cover all costs--Don't assume that the budget is not negotiable;
- Include all costs, including costs for institutional resources and cores (Investigational Drug Service, Clinical Research Center) and patient care costs (testing, facility use);
- Carefully review protocol and procedure requirements, and clarifying with sponsor if applicable, to ensure the budget captures all associated costs;
- Perform all applicable billing compliance steps, such as a Qualifying Clinical Trial assessment and Coverage Analysis;
- Be sure to ask for startup fees!—to help OCR negotiate the budget, prepare and provide a justification outline of investigator and study team start-up fees;
- Ask for additional invoiceable items for regulatory work for AEs, monitoring;
- Accurate budgeting is critical for feasibility, in negotiations with sponsors, with patient billing and project financial management; and
- Provide OCR negotiator with areas of flexibility on the budget template and a clearly defined bottom line.

Contact the Office of Clinical Research for assistance at clinicalresearch@umassmed.edu

or **check out the website** at <http://www.umassmed.edu/ccts/human-research/Clinical-Research-Agreements-and-Budgets/>



The Bioinformatics Core invites you to: An Informal Discussion
*Population Structure and Gene Regulatory Linkage from Single
Cell Droplet RNA Sequencing*

Allon Klein, PhD

Assistant Professor of Systems Biology, Harvard University

Friday, June 12, 2015

11:00 AM

6th Floor Conference Room 2072

Albert Sherman Center

University of Massachusetts Medical School



PROGRAM IN MOLECULAR MEDICINE

University of Massachusetts Medical School

Program in Molecular Medicine Special Seminar



Guadalupe Sabio, D.V.M., Ph.D.

Department of Vascular Biology & Inflammation

CNIC, Madrid, Spain

<http://www.sabiolab.com/>

***p38 γ and δ Promote Heart Hypertrophy by Targeting the mTOR-
inhibitory Protein DEPTOR for Degradation***

Monday, June 22, 2015

11:00 am

Biotech II, 373 Plantation Street

3rd Floor Seminar Room

University of Massachusetts Medical School

Host: Roger J. Davis, PhD., Professor, Program in Molecular Medicine



A Survey of Clinical Opinion on the Utility of Point-of-Care Testing (POCT) Devices

As part of an inter-institutional MOU, the UMass Center for Clinical and Translational Science (UMCCTS) is facilitating a research project with the University of Ulster, Nanotechnology & Integrated Bioengineering Centre, School of Engineering, Northern Ireland regarding the clinical utility of point-of-care testing (POCT) devices. A PhD student, Alistair Quinn, will be at the University of Massachusetts Medical School June 7-19, 2015 conducting 30 minute physician interviews.

What is the purpose of the study?

There are indications from published literature that despite rapid advances in the development of new diagnostic markers that underpin the clinical utility of POCT, the uptake and utilization of these technologies is less than might be expected. The nature and relative importance of the issues that have been identified as possible impediments to the more widespread adoption of POCT are not fully understood. To better explain these underlying issues, it is deemed important to gain relevant information as to the utility of POCT devices within the clinical environment. As POCT is used internationally, it is important to compare experiences in a range of countries operating within different healthcare provision regimens.

A complete description of the study is available on the UMCCTS website at, <http://www.umassmed.edu/ccts/news/2015/June/point-of-care-testing>

If you are interested in participating in this study, please contact Nate Hafer, PhD, nathaniel.hafer@umassmed.edu

The National Center for Advancing Translational Sciences

Collaborative Innovation Award

The National Center for Advancing Translational Sciences (NCATS), National Institutes of Health has announced a **Collaborative Innovation Award, Clinical and Translational Science Award (CTSA) Program U01 and pre-application X02**.

These FOAs aims to support applications for innovative collaborative investigations (**involving three or more CTSA sites**) into improvements of the methods of translational research, at any step in the translational spectrum (T1-T4). It is anticipated that the combined effort of three or more CTSA hubs in flexible networks will substantially enhance the effectiveness of the CTSA consortium to address high priority translational research questions. These FOAs therefore aim to support innovative and collaborative experimental translational research projects carried out in the CTSA consortium that have the following characteristics:

- Such projects should develop a new technology, method, or approach that addresses a general roadblock in science and/or operations that limits the efficiency and effectiveness of translation.
- Such projects should demonstrate in one or more use cases whether the tool, method, or approach is effective in accelerating translation, utilizing clear and meaningful metrics and outcomes, when implemented across multiple CTSA hubs.
- Such projects should advance collaboration, building on existing strengths and resources of individual CTSA hubs.
- What constitutes success of the proposed project can be defined and measured.

Please see complete details in the 2 links below: There is a pre-application step (X02) followed by an invited full application (U01).

X02 URL: <http://grants.nih.gov/grants/guide/pa-files/PAR-15-173.html>

U01 URL: <http://grants.nih.gov/grants/guide/pa-files/PAR-15-172.html>

If you are interested in submitting a pre-application, please contact Nate Hafer at least 2 weeks before the grant deadline at nathaniel.hafer@umassmed.edu or 508-856-2511

The National Center for Advancing Translational Sciences and National Library of Medicine

Clinical and Translational Science Award (CTSA) Network Recruitment Innovation Centers (RICs) (U24)

The National Center for Advancing Translational Sciences (NCATS) and National Library of Medicine, National Institutes of Health has just announced a new **Clinical and Translational Science Award (CTSA) Network Recruitment Innovation Centers (RICs) (U24)**.

Translating laboratory and clinical discoveries into interventions that improve human health is a complex process that typically takes years of effort. Multi-site clinical trials are a critical step in the translation pathway that allows preventive, diagnostic, or therapeutic interventions to benefit individual and public health. These trials may require substantial sample sizes to credibly test hypotheses. However, such trials often experience delays or even fail entirely due to challenges in recruiting participants. Such challenges are a multi-faceted problem with scientific, psychological, sociological, economic, political, and ethical

dimensions. Addressing these challenges therefore requires a multi-faceted and “out of the box” approach, rather than small changes only to the status quo. Participant recruitment may benefit from innovation in the following areas:

- Access to data on the availability of potential participants rather than reliance on clinician estimates.
- Data that provide sufficient detail to take into account the specific entry criteria of a given protocol.
- Recruitment strategies that employ innovative approaches from other fields such as communications.
- Sharing of recruitment strategies, materials, and associated outcomes among participating research sites or between projects for ongoing innovation and improvement so that best practices can be developed and disseminated.
- Engagement of relevant stakeholders (e.g. potential participants and referring clinicians) early in the recruitment process.
- Reducing burden on participants, and making referrals easy for busy clinicians who may have many priorities competing for their time.
- Reframing proposed solutions to recruitment challenges as testable scientific hypotheses to allow for data-driven process selection.

This FOA is intended to develop and implement innovative informatics-driven approaches as well as the ethics and policy frameworks that will accelerate the design, conduct, and completion of multi-site clinical trials by establishing Clinical and Translational Science Award (CTSA) Recruitment Innovation Centers (RICs).

Please see complete details in the link below:

<http://grants.nih.gov/grants/guide/rfa-files/RFA-TR-15-004.html>

If you are interested in submitting an application, please contact Nate Hafer as soon as possible at nathaniel.hafer@umassmed.edu or 508-856-2511

The National Center for Advancing Translational Sciences and National Institute on Aging

CTSA Network - Trial Innovation Centers (TICs) (U24)

The National Center for Advancing Translational Sciences (NCATS) and National Institute on Aging, National Institutes of Health has just announced a new **Clinical and Translational Science Award (CTSA) Network – Trial Innovation Centers (TICs) (U24)**.

The purpose of this funding opportunity announcement is to invite applications to establish Trial Innovation Centers (TICs) for the Clinical and Translational Science Award (CTSA) program. The TICs will be lead centers of an innovative expert network that will accelerate the implementation of multi-site studies by the CTSA Network. National Institutes of Health (NIH) supported studies are the focus of this initiative; however, the capacity created might also be of interest and useful for trials conducted by other federal agencies, as well as by the private and non-profit sectors.

The TICs will transform the CTSA network’s ability to implement multi-site studies by adding innovative network capacity to the existing strength at the CTSA Hubs. The TICs will not be specific to one disease, but have the capacity to identify and coordinate a cadre of specialist investigators from across the CTSA network to implement studies efficiently in response to a broad range of disease specific opportunities.

Select TICs, however, will have particular expertise to conduct multi-site studies with special populations, such as pediatric or geriatric subjects.

Please see complete details in the link below:

<http://grants.nih.gov/grants/guide/rfa-files/RFA-TR-15-002.html>

If you are interested in submitting an application, please contact Nate Hafer as soon as possible at nathaniel.hafer@umassmed.edu or 508-856-2511



**CENTER FOR CLINICAL AND
TRANSLATIONAL SCIENCE**



Pfizer's Centers for Therapeutic Innovation (CTI)

Request for Translational Proposals: Biotherapeutic and Small Molecule Targets

CTI is an innovative Pfizer program that partners with leading academic medical centers and patient foundations nationwide to speed the translation of novel targets into potential therapeutics. CTI seeks to identify and partner novel targets with the goal of identifying new compounds and accelerate drug development from validated target to proof-of-mechanism in humans. A partnership with CTI may include collaborative use of Pfizer's proprietary antibody drug delivery technologies and/or compound library, broad publishing rights and financial awards in the form of milestone and royalty payments for successful programs.

Deadline date: Friday, June 12, 2015

Large & Small Molecule Modalities in Scope

- › Large Molecules: Antibodies, Proteins, Peptides
- › Small Molecules: Kinases, Serine hydrolases, Solute transporters, Epigenetic targets

Therapeutic Areas of Interest:

- Inflammation
- Autoimmunity
- Tissue remodeling
- Oncology
- Cancer Immunology
- Rare or genetic diseases
- Cardiovascular and metabolic diseases
- Neuroscience

More information on Pfizer's therapeutic areas of interest can be found at:

www.pfizer.com/research/therapeutic_areas

Note that CTI partners with several Foundations with common research interests:

- Alliance for Lupus Research (ALR)
- Juvenile Diabetes Research Foundation (JDRF)
- Crohn's & Colitis Foundation of America (CCFA)
- Foundation of Sarcoidosis Research (FSR)
- Alzheimer's Drug Discovery Foundation (ADDF)

What We Look For:

- › **Strong Project Rationale**: Demonstrated association between target biology and disease mechanism
- › **Ability to Address Unmet Medical Needs**
- › **Validated Therapeutic Drug Target**: Strong link from targeted pathway to disease, and a tractable target relative to proposed drug modalities
- › **Feasibility**: Plan to candidate development and translation into the clinic
- › **Clinical Differentiation**: Opportunity for underpinning therapeutic strategy via patient stratification, molecular signatures, genetic associations, biomarkers

Proposal Submission Process:

- › The Pre-Proposal is a brief NON-CONFIDENTIAL 2-3 page overview of the mechanism and proposed research plan to demonstrate proof of mechanism (template available in the UMCCTS website link below)
- › **Submit the Pre-Proposal to one of the contacts noted below by June 12, 2015** who will then submit for review by the Joint Steering Committee via the CTI portal

All researchers, clinicians and post-docs whose work meets these criteria are invited to apply. **For more information, please contact:** Venkat Reddy, Venkateshwar.Reddy@pfizer.com or Nate Hafer, Nathaniel.Hafer@umassmed.edu

Please go to the UMCCTS website for complete details: <http://www.umassmed.edu/ccts/funding/>

Smith Family Awards Program for Excellence in Biomedical Research

A PROGRAM OF THE RICHARD AND SUSAN SMITH FAMILY FOUNDATION

Overview

In 1991, the Smith Family Foundation created a grants program to support promising junior faculty who were beginning to establish their own independent laboratories and research programs. Now in its 24th year, this Program has funded 143 scientists for a total of \$26.9 million.

Application for the Smith Family Awards Program for Excellence in Biomedical Research may focus on all fields of basic biomedical science. Investigators in the physical sciences (physics, chemistry and engineering) with biomedical research projects are also encouraged to apply.

Online Application Deadline: Thursday, September 3, 2015 at 12:00 noon EST

Funding Period: December 1, 2015 – November 30, 2018

Award Amount: Up to \$300,000 three-year awards, inclusive of 5% institutional overhead.

For complete information: www.tmfgrants.org/Smith



The Smith Family Awards Program for Excellence in Biomedical Research is managed by The Medical Foundation division.

Funding for Alzheimer's Disease Drug Discovery Research

Edward N. & Della L. Thome Memorial Foundation, Bank of America, N.A.,
Trustee, Awards Program in Alzheimer's Disease Drug Discovery Research

The Edward N. & Della L. Thome Memorial Foundation was created in 2002 to advance the health of older adults through the support of direct service projects and medical research on diseases and disorders affecting older adults.

The goal of the 2015 Awards Program in Alzheimer's Disease (AD) Drug Discovery Research is to support innovative drug discovery research that will lead to improved therapies for individuals suffering from Alzheimer's disease.

Researchers dedicated to the validation and testing of target compounds and therapeutic agents, including biologics and small molecules, are encouraged to apply. Consideration will be given to research based on the amyloid hypothesis as well as alternative pathogenic mechanisms such as APOE, inflammatory and tau-related pathways.

Basic research or new target discovery, genetic studies, biomarker research, neuro-imaging and clinical studies are currently outside the scope of this Program.

Initial Proposal Deadline: Friday, June 26, 2015, 12:00 noon EST

Award Amount and Funding Period: Two-year projects of \$500,000 and up to 6 awards will be funded
Funding begins on December 31, 2015

Guidelines and Materials: www.tmfgrants.org/ThomeAD



The Edward N. & Della L. Thome Memorial Foundation Awards Program is administered by The Medical Foundation division.

Questions: 617-279-2240 X710, or EJohnstone@hria.org

National Institutes of Health
Department of Health and Human Services
NIH Transformative Research Awards (R01)
RFA-RM-15-005

The NIH Transformative Research Awards complement NIH's traditional, investigator-initiated grant programs by supporting individual scientists or groups of scientists proposing groundbreaking, exceptionally innovative, original and/or unconventional research with the potential to create new scientific paradigms, establish entirely new and improved clinical approaches, or develop transformative technologies. Little or no preliminary data are expected. Projects must clearly demonstrate the potential to produce a major impact in a broad area of biomedical or behavioral research.

Complete details: <http://grants.nih.gov/grants/guide/rfa-files/RFA-RM-15-005.html>

UMass Center for Clinical and Translational Science
362 Plantation Street, Ambulatory Care Center, 7th Floor
Worcester, MA 01605-0002

Website: <http://www.umassmed.edu/CCTS>

Email: ccts@umassmed.edu

Contact us: <http://www.umassmed.edu/ccts/contact-us/>

Sign-up for Membership: <http://www.umassmed.edu/ccts/ccts-sign-up-for-membership/>

Please remember to cite the CTSA Grant # UL1TR000161 in all supported journal publications.
<http://www.umassmed.edu/ccts/nih-citation-requirements/>