

eScholarship@UMassChan

Matching medical staff to long term care facilities to respond to COVID-19 outbreak

Item Type	Journal Article
Authors	Zarei, Hamid Reza;Ghanbarpour Mamaghani, Mahsa;Ergun, Ozlem;Yu, Patricia;Winchester, Leanne;Chen, Elizabeth
Citation	Zarei HR, Ghanbarpour Mamaghani M, Ergun O, Yu P, Winchester L, Chen E. Matching medical staff to long term care facilities to respond to COVID-19 outbreak. BMC Health Serv Res. 2023 Jun 7;23(1):583. doi: 10.1186/s12913-023-09594-2. PMID: 37287022; PMCID: PMC10244086.
DOI	10.1186/s12913-023-09594-2
Journal	BMC health services research
Rights	<p>© The Author(s) 2023. Open Access: This article is licensed under a Creative Commons Attribution 4.0 International License, which permits use, sharing, adaptation, distribution and reproduction in any medium or format, as long as you give appropriate credit to the original author(s) and the source, provide a link to the Creative Commons licence, and indicate if changes were made. The images or other third party material in this article are included in the article's Creative Commons licence, unless indicated otherwise in a credit line to the material. If material is not included in the article's Creative Commons licence and your intended use is not permitted by statutory regulation or exceeds the permitted use, you will need to obtain permission directly from the copyright holder. To view a copy of this licence, visit http://creativecommons.org/licenses/by/4.0/. The Creative Commons Public Domain Dedication waiver (http://creativecommons.org/publicdomain/zero/1.0/) applies to the data made available in this article, unless otherwise stated in a credit line to the data.;Attribution 4.0 International</p>
Download date	2026-04-17 21:52:51
Item License	http://creativecommons.org/licenses/by/4.0/

Link to Item

<https://hdl.handle.net/20.500.14038/52224>

RESEARCH

Open Access



Matching medical staff to long term care facilities to respond to COVID-19 outbreak

Hamid Reza Zarei^{1*†}, Mahsa Ghanbarpour Mamaghani^{1†}, Ozlem Ergun¹, Patricia Yu², Leanne Winchester³ and Elizabeth Chen⁴

Abstract

Background Staff shortage is a long-standing issue in long term care facilities (LTCFs) that worsened with the COVID-19 outbreak. Different states in the US have employed various tools to alleviate this issue in LTCFs. We describe the actions taken by the Commonwealth of Massachusetts to assist LTCFs in addressing the staff shortage issue and their outcomes. Therefore, the main question of this study is how to create a central mechanism to allocate severely limited medical staff to healthcare centers during emergencies.

Methods For the Commonwealth of Massachusetts, we developed a mathematical programming model to match severely limited available staff with LTCF demand requests submitted through a designed portal. To find feasible matches and prioritize facility needs, we incorporated restrictions and preferences for both sides. For staff, we considered maximum mileage they are willing to travel, available by date, and short- or long-term work preferences. For LTCFs, we considered their demand quantities for different positions and the level of urgency for their demand. As a secondary goal of this study, by using the feedback entries data received from the LTCFs on their matches, we developed statistical models to determine the most salient features that induced the LTCFs to submit feedback.

Results We used the developed portal to complete about 150 matching sessions in 14 months to match staff to LTCFs in Massachusetts. LTCFs provided feedback for 2,542 matches including 2,064 intentions to hire the matched staff during this time. Further analysis indicated that nursing homes and facilities that entered higher levels of demand to the portal were more likely to provide feedback on the matches and facilities that were prioritized in the matching process due to whole facility testing or low staffing levels were less likely to do so. On the staffing side, matches that involved more experienced staff and staff who can work afternoons, evenings, and overnight were more likely to generate feedback from the facility that they were matched to.

Conclusion Developing a central matching framework to match medical staff to LTCFs at the time of a public health emergency could be an efficient tool for responding to staffing shortages. Such central approaches that help allocate a severely limited resource efficiently during a public emergency can be developed and used for different resource types, as well as provide crucial demand and supply information in different regions and/or demographics.

Keywords COVID-19, Long term care facilities, Staff shortages, Resource allocation, Optimal assignment

[†]Hamid Reza Zarei and Mahsa Ghanbarpour Mamaghani contributed equally.

*Correspondence:

Hamid Reza Zarei

zareih@northeastern.edu

Full list of author information is available at the end of the article



Background

Throughout the COVID-19 outbreak, healthcare providers have suffered extended medical product and staff shortages [1]. To reduce the impact of these shortages a wide variety of measures were taken, such as bringing medical staff from all over the country to the epicenter at Hubei, China, and using students as temporary medical staff in Denmark [1, 2]. Long Term Care Facilities (LTCFs), where one of the most vulnerable population segments resides, suffered some of the worst shortages [3–5]. Based on the Centers for Medicare and Medicaid Services (Data.CMS.gov), roughly 20% of nursing homes (NHs) in the US have faced severe personal protective equipment (PPE) and staff shortages during the COVID-19 outbreak [6, 7]. As a result, the pandemic impacted LTCF residents more severely than most other population segments. Similar situations in LTCFs were reported in other countries such as Spain, England, and Italy [8–10].

The effect of LTCF staff shortages on quality of care, staff's work burden, and the likelihood of infection among residents during the COVID-19 pandemic is emphasized by prior studies [3, 4, 7, 11, 12]. In the US, the first LTCF COVID-19 infection case was reported in King County, Washington, on Feb 28th, 2020 [13]. From this date until Mar 28th, 2020, 30 LTCFs with confirmed cases were identified in King County [13]. One reason for such a quick spread of COVID-19 among LTCFs was identified as the practice of sharing medical staff, which led to LTCFs requiring staff not to work in multiple facilities [13, 14]. This restriction together with other pandemic related hardships including, staff's unwillingness or inability to work in COVID-19 positive settings and lack of childcare, resulted in LTCFs facing insurmountable challenges to satisfy their staffing needs at minimal levels. These staff shortages in turn resulted in negative outcomes even including forced evacuation of residents in some cases [3]. Moreover, several studies showed that the risk of COVID-19 infection doubled in an LTCF if the facility has fewer Registered Nurses (RNs) than the minimum recommended number [4]. Therefore, finding approaches to alleviate LTCF staff shortages has been one of the critical challenges for policymakers in responding to COVID-19 outbreak.

To relieve LTCF staff shortages, various approaches were implemented by different states within the US. For instance, in some cases, staff with suspected or confirmed COVID-19 could work in an LTCF under CDC guidelines [15, 16]. Other response initiatives included extending the temporary licensing of medical staff that do not have an active license, rapid training, engaging National Guard, using volunteer workers and students, providing a list of candidates to facilities tailored to their staffing needs, launching educational portals, and developing hiring and job posting portals [17].

Many studies point out the importance of having an adequate level of medical staff in LTCFs. Literature, covering several different fields including operations management, health systems etc., has a significant number of papers focus on matching resources to demand [18], and a branch of them is devoted to the healthcare systems, including nurse scheduling [19–21], patient allocation [22], and allocation of medical resources [23, 24]. However, these rarely suggest a central and effective way of dynamically matching medical staff to facilities in a public health emergency with severely limited resources, which is the central goal of this study.

To assist LTCFs in Massachusetts (MA), Commonwealth's Executive Office of Elder Affairs (EOEA) brought together subject matter experts from the Executive Office of Health and Human Services (EOHHS), Northeastern University, and University of Massachusetts Chan Medical School to design and operate a web portal to centrally recruit and allocate medical staff to LTCFs experiencing acute vacancies. The portal served as a central repository for collecting medical staff demand and supply data and designing a framework to match the supply to LTCFs' demand centrally and efficiently. The developed portal, a website that intakes data from medical staff and LTCFs, and the matching framework for allocating medical staff supply to LTCFs' demand will be described in the following sections. We also developed statistical models to determine the most salient features that induced the LTCFs to submit feedback on their matches to the portal.

Methods

Portal overview

Medical staff and facilities put their information and needs in the portal by filling intake forms. Then, by using the information collected, the matching framework creates one pool of available medical staff and another pool for eligible facility demand for each round of allocation and matches medical staff to facilities considering various restrictions and policies. Based on the matching results, matching reports, which include the information of the matched staff, are created and sent to the facilities through the portal. Afterward, facilities contact the staff and were asked to provide feedback to the portal by entering whether they are intending to hire or did not hire the staff. In the matching framework context, facilities intending to hire staff meant that they decided to move forward with the matched staff to the next step of the hiring process, such as an interview or a job offer. On the other hand, a did not hire response meant that facilities considered the matched staff but decided to not proceed to the next step of the hiring process, which could have been for a variety of reasons that were not necessarily reported on the portal. As the portal evolved, added

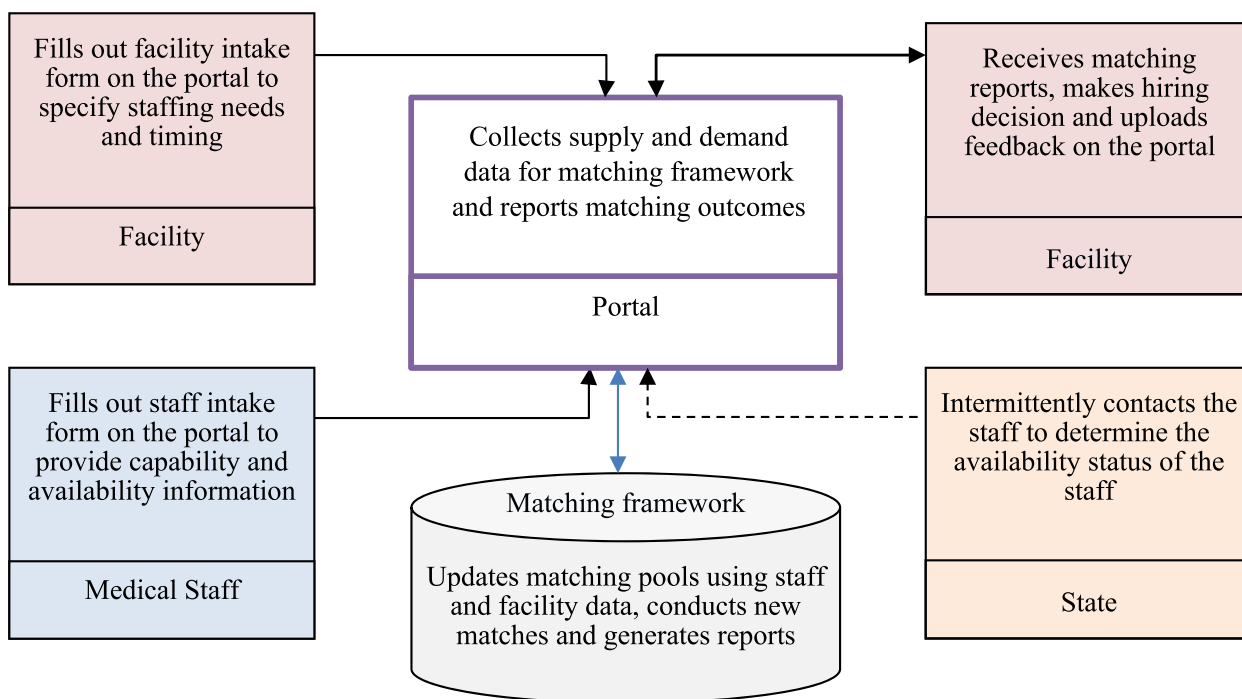


Fig. 1 Overview of the structure of the matching framework

functionality enabled facilities to continuously update the status of the matched staff based on their interactions. In addition to the facilities, the state contacts the medical staff occasionally and updates the portal with their hiring status. Figure 1 shows an overview of the portal activities.

Creating the portal and gathering data

The Massachusetts COVID-19 long-term care facility staffing portal intakes facility data has 43 features, including contact information, location, public transport accessibility, number of needed staff per position, and need-by date. The medical staff intake form has questions regarding 57 features, including personal and professional information, date of availability, and transportation preference.

The portal went live on April 08, 2020, and the first matching was conducted two days later. Between April 8th, 2020, and June 29th, 2021, when the portal was operational, 5,398 medical staff registered through the portal. Furthermore, after removing some outlier facilities that constantly entered demand, 480 unique facilities (around 77.17% of total LTCFs in MA) voluntarily entered demand for 34,381 medical staff for ten different job types. Different types of facilities, including NHs, Assisted Living (AL), and Rest Homes, have used the portal. Figure 2 (left) indicates that NHs have entered significantly more demand than other types of LTCFs and (right) that 85.63% (411 out of 480) of the facilities that used the portal entered demand more than once. The EOEA and portal operations team

encouraged medical staff to register through the portal by supporting the creation of temporary information campaigns for informing medical staff about the existence of the matching framework. In addition, for a limited time, MA government offered \$1000 bonus to medical staff who get hired by an LTCF and work there for a certain time.¹

Moreover, Fig. 3 (left) shows that 43.92% (2,371 out of 5,398) of the medical staff that used the portal have one year or no experience. Figure 3 (right) presents the distribution of medical staff’s availability from the time they enter the portal, where 77.45% (4,181 out of 5,398) of the medical staff are ready to work within two weeks of filling intake forms. Figure 4 indicates that the number of staff available during overnight shifts, both weekday and weekend, is lower than all other shifts.

Table 1 shows the full name and abbreviations of positions, the total demand entered by facilities for the given position, and the total number of staff that entered the portal for each position. As shown in the same table, except for RCAs,² the demand is more than the supply for all positions.

¹ <https://www.mass.gov/doc/dcs-info-34-105f-1000-hiring-bonus-faq/download>.

² RCA position was created especially to offset the increasing demand for CNAs. While the LTCFs never entered much demand for RCAs compared to other positions, the portal matched RCAs to CNA positions whenever there were insufficient CNAs to meet the demand. We excluded this position from our analysis throughout the article.

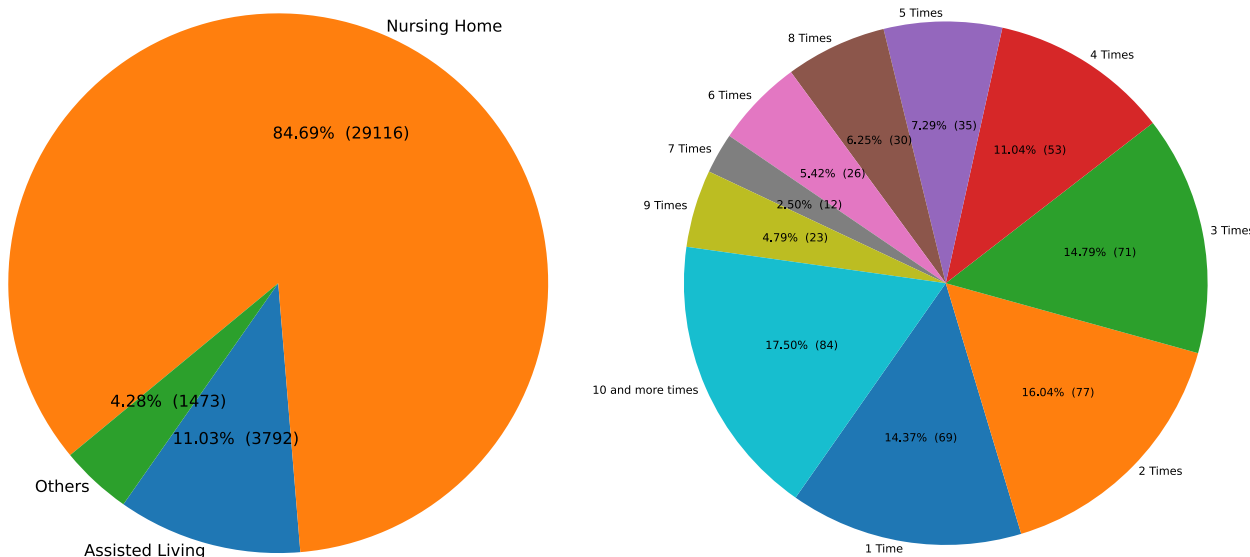


Fig. 2 Distribution of demand among different facility types (left) and distribution of number of demand records facilities entered (right)

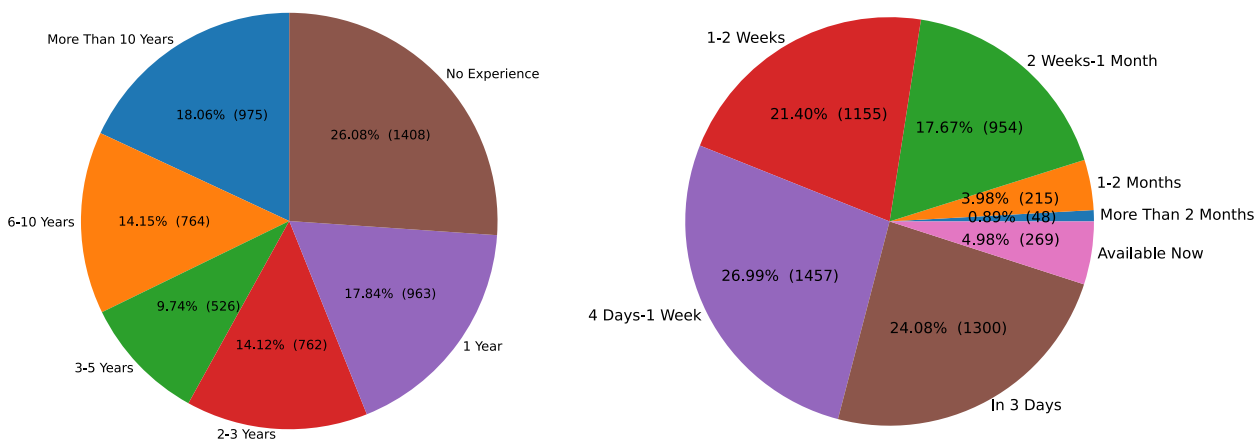


Fig. 3 Distribution of medical staff's years of experience (left) and distribution of medical staff's availability from the time they enter the portal (right)

Matching model

We developed a mathematical programming model to match medical staff efficiently and optimally given an objective to facilities. Mathematical programming uses mathematical expressions to describe a system and a process and optimize this process with respect to a defined objective. Mathematical programming has been applied in various matching problems, including healthcare settings [19-27].

The developed mathematical model matches supply to demand based on a set of criteria, including position type, needed skills or licenses for staff, maximum distance to travel, public transportation accessibility, employment

preferences (short-term/long-term), staff availability, and facility demand need-by dates. To match staff to facilities, we defined a matching weight for each staff-facility pair. Matching weights were designed to reflect the desirability of a match and included a function of distance between staff and facility, and at times also incorporated staff's maximum mileage, and county preferences. Further, we defined an urgency coefficient to give preference to facility demand with respect to need-by dates and prioritize facilities that are identified as critical by the stakeholders involved in responding to the COVID-19 pandemic.

The mixed-integer linear programming formulation of the matching problem is given as (see Table 2 for notation):

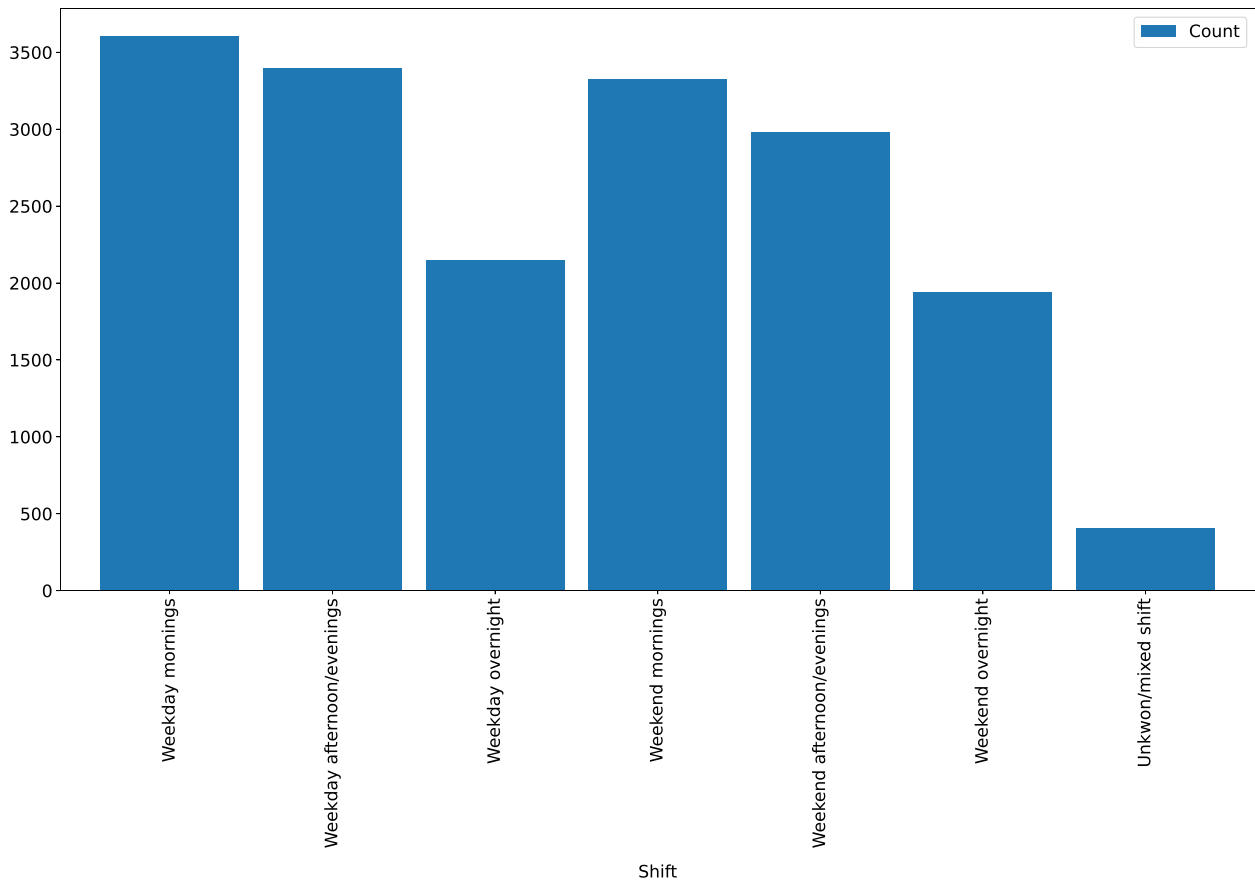


Fig. 4 Availability distribution of registered medical staff for different shifts

Table 1 Different positions and total supply/demand for each position

Position title	Abbreviation	Demand for the position	Number of registered staff for the position
Activities coordinator	AC	1046	210
Certified Nursing Assistant	CAN	17,320	1,221
Licensed Independent Social Worker	LICSW	383	42
Licensed Practical Nurse	LPN	7,670	518
Occupational Therapist	OT	436	57
Occupational Therapist Assistant	OTA	170	29
Physical Therapist	PT	185	83
Physical Therapist Assistant	PTA	170	36
Registered Nurse	RN	7,001	1,306
Resident Care Assistant	RCA	1,795	1,896

$$Min \sum_{j \in J} \sum_{i \in I} x_{ij} w_{ij} + \sum_{j \in J} \sum_{k \in K} y_{jk} \left(\frac{UD}{u_j} \right) \quad (1)$$

$$\sum_{i \in I} \alpha_{ik} x_{ij} = D_{jk} - y_{jk} \quad \forall j \in J, k \in K \quad (2)$$

$$\sum_{j \in J} x_{ij} \leq 1 \quad \forall i \in I \quad (3)$$

subject to:

$$\alpha_{ik}x_{ij} \leq (1 - \gamma_{jk}) + \theta_i \quad \forall i \in I, j \in J, k \in K \tag{4}$$

$$x_{ij} \leq v_i + p_j \quad \forall i \in I, j \in J \tag{5}$$

$$\alpha_{ik}x_{ij} \leq UL_{jk} \quad \forall j \in J, k \in K \tag{6}$$

$$1 - STS_iLTF_j \geq x_{ij} \quad \forall i \in I, j \in J \tag{7}$$

$$1 - STF_jLTS_i \geq x_{ij} \quad \forall i \in I, j \in J \tag{8}$$

$$x_{ij} \leq \pi_{ij} \quad \forall i \in I, j \in J \tag{9}$$

$$x_{ij} \in \{0, 1\}, y_{jk} \geq 0 \quad \forall i \in I, j \in J, k \in K \tag{10}$$

The objective function (1) minimizes the summation of total matching weights and unsatisfied demand penalty, which penalizes the unsatisfied demand based on its urgency level. Constraint (2) ensures that the total matched staff to a facility in each position type is equal to the total facility demand minus unmet demand. Constraint (3) establishes that each staff is matched with at most one facility. If a facility only

needs a licensed staff for a position type, constraint (4) ensures that. Constraint (5) indicates that an individual is only matched with a facility if the staff can drive to work, or if the facility is near public transportation. Some facilities entered large demand quantities more frequently than other ones, and since only a limited number of staff were available, this behavior could prevent all facilities from receiving needed staff. Therefore, we added constraint (6), which limits the allocation to any one facility and helps distribute staff more evenly among facilities. Constraints (7) and (8) ensure that the employment preference (short-term/long-term) is the same between a matched staff and facility. Constraint (9) indicates that if a staff-facility pair is matched before, or if the facility did not hire a staff before, they do not get matched to each other again. Finally, constraints (10) are the binary and non-negativity constraints for the decision variables.

Solution methodology and output reports

To solve the developed matching model, we used CPLEX 12.8.0 on a computer with Intel Core i7-8550 CPU (1.8 GHz) and 8 GB of RAM with less than one minute running time for all instances. Then, we used the solution

Table 2 Notation used for modeling the problem

Notation	Type of notation	Description
<i>i</i>	Index	Staff index
<i>j</i>	Index	Facility index
<i>k</i>	Index	Position type index
<i>I</i>	Set	Set of medical staff in the matching pool
<i>J</i>	Set	Set of facilities in the matching pool
<i>K</i>	Set	Set of positions (10 different types of positions)
<i>D_{jk}</i>	Parameter	Demand of facility <i>j</i> for position <i>k</i>
<i>α_{ik}</i>	Parameter	Position indicator parameter, equals 1 if staff <i>i</i> is of position type <i>k</i> , and 0 otherwise
<i>γ_{jk}</i>	Parameter	Demand license parameter, equals 1 if facility <i>j</i> needs a licensed staff for position <i>k</i> , and 0 otherwise
<i>θ_i</i>	Parameter	Staff license parameter, equals 1 if staff <i>i</i> has a valid license number, and 0 otherwise
<i>p_j</i>	Parameter	Public transportation parameter, equals 1 if facility <i>j</i> is near public transportation, and 0 otherwise
<i>v_i</i>	Parameter	Vehicle ownership parameter, equals 1 if staff <i>i</i> can travel by their own vehicle, and 0 otherwise
<i>STS_i</i>	Parameter	Short-term staff parameter, equals 1 if staff <i>i</i> prefers short-term employment, and 0 otherwise
<i>LTS_i</i>	Parameter	Long-term staff parameter, equals 1 if staff <i>i</i> prefers long-term employment, and 0 otherwise
<i>LTF_j</i>	Parameter	Long-term facility parameter, equals 1 if facility <i>j</i> prefers long-term staff, and 0 otherwise
<i>STF_j</i>	Parameter	Short-term facility parameter, equals 1 if facility <i>j</i> prefers short-term staff, and 0 otherwise
<i>π_{ij}</i>	Parameter	Previously matched indicator parameter, equals 1 if staff <i>i</i> is not previously matched to facility <i>j</i> , and 0 otherwise
<i>w_{ij}</i>	Parameter	Weight coefficient associated with matching staff <i>i</i> to facility <i>j</i>
<i>u_j</i>	Parameter	Urgency coefficient for facility <i>j</i> , smaller value implies a higher urgency level
<i>UD</i>	Parameter	The penalty associated with unmet demand
<i>UL_{jk}</i>	Parameter	The upper limit on the maximum demand for position <i>k</i> that can be satisfied for facility <i>j</i>
<i>x_{ij}</i>	Decision Variable	Whether staff <i>i</i> is matched to facility <i>j</i> or not; <i>x_{ij}</i> ∈ {0, 1}
<i>y_{jk}</i>	Decision Variable	Quantity of unsatisfied demand of facility <i>j</i> for position type <i>k</i>

of the matching model to create facility matching reports and sent the reports to the facilities through the portal.

Data sources

We used two datasets for the study, the CMS nursing home dataset [6] and the LTCF staffing portal generated dataset. First, the publicly available CMS nursing home dataset that NHs submit providing information on the number of cases and deaths among residents and staff at nursing homes for each county in Massachusetts.

Second, we used the Massachusetts COVID-19 LTCF staffing portal dataset. We constructed this dataset from the information generated through the portal including intake forms, matching results, and facility feedback. This dataset is only accessible to the portal operations team. The data contains 30 features (five categorical and 25 numerical variables) including facility feedback and staff and facility characteristics such as their zip codes, staff shift and work preferences, years of experience, and facility type and number of demand records. Each row of this dataset refers to a unique pair of facility-staff match. Furthermore, we cleaned the dataset by excluding 24 facilities that did not use the portal as intended.

Statistical analysis

One of the most challenging aspects of operating the portal was the lack of feedback entries from the LTCFs on their decisions about matched staff. LTCFs' decisions indicate whether the facility is intending to hire the matched staff or not. With the limited feedback entries, the staff who had been previously matched was kept in the eligible staff pool and rematched to other facilities multiple times. This created several undesirable operational issues in the system, such as multiple facilities competing for the same staff or undesirable staff not being identified and taken out of the pool. Therefore, we analyzed the LTCFs' feedback data entered through the portal to better understand which facility and staff features impact whether a facility provided feedback on matched staff.

We applied different methods for feature selection to create a robust logistic regression model and reduce collinearity between variables. We mainly used Pearson correlation analysis to find highly correlated variables and eliminate a subset of them [28]. Finally, we selected thirteen features, including type of facility (including nursing home, assisted living center, and others, reference group: others), number of times a facility has been prioritized due to low staffing levels (identified by the the MA COVID-19 taskforce), and whole facility testing (i.e., scheduled mandatory COVID-19 testing for all residents and staff at an LTCF), number of demand records entered by a facility, work preferences of staff

(including per diem, long term, and either, reference group: either), shift preferences of staff (6 features, including weekday morning, weekday afternoon-evening, weekday overnight, weekend morning, weekend afternoon-evening, and weekend overnight), distance from staff to the matched facility, and staff's years of experience.

The outcome variable in the logistic regression model is a binary variable showing whether a facility has provided feedback for the matched staff or not, which we obtained from the Massachusetts COVID-19 LTCF staffing portal dataset.

Results

We analyze the outcomes of the matching process to determine whether the developed matching framework was successful in responding to facilities' demand and providing job opportunities for medical staff. We also hope to learn how the framework can be improved in terms of providing matches with higher hiring rates and determine the important characteristics that resulted in facilities providing feedback on hiring decisions.

The matching portal was operational between April 2020 and June 2021, and was updated several times based on the changing state policies and needs during its lifetime. The matching framework was used roughly 150 times during its operational time, 19,084 unique matches were made, and facilities provided feedback for 2,542 matches. Figure 5 represents the number of available staff including RCAs (blue line) and excluding them (black line) along with the eligible demand in the matching pool (green line), the number of matches (orange line), and the feedback level that the facilities provided (red line) for each round of matching over time. The figure demonstrates how the matching framework has been responsive to the demand based on supply availability on each matching date. Moreover, this figure shows that the facility feedback rate significantly increased after an improved version of the portal (portal 3.0) went live on January, 2021. This version of the portal provided a more convenient way for facilities to provide feedback on matches.

For understanding response of the framework for each position, Fig. 6 shows the distributions of the number of staff, demand quantity, number of matches, and number of feedback entries for nine different positions (excluding RCAs). This figure indicates that, except for PT and AC positions, the portal could not match the facility demand due to staff supply levels. By comparing blue and orange bars, this figure indicates the severity of staff shortages in LTCFs, specially for the three nursing positions RN, CNA, and LPN. Further, this figure shows that demand exceeds number of available staff for all positions and

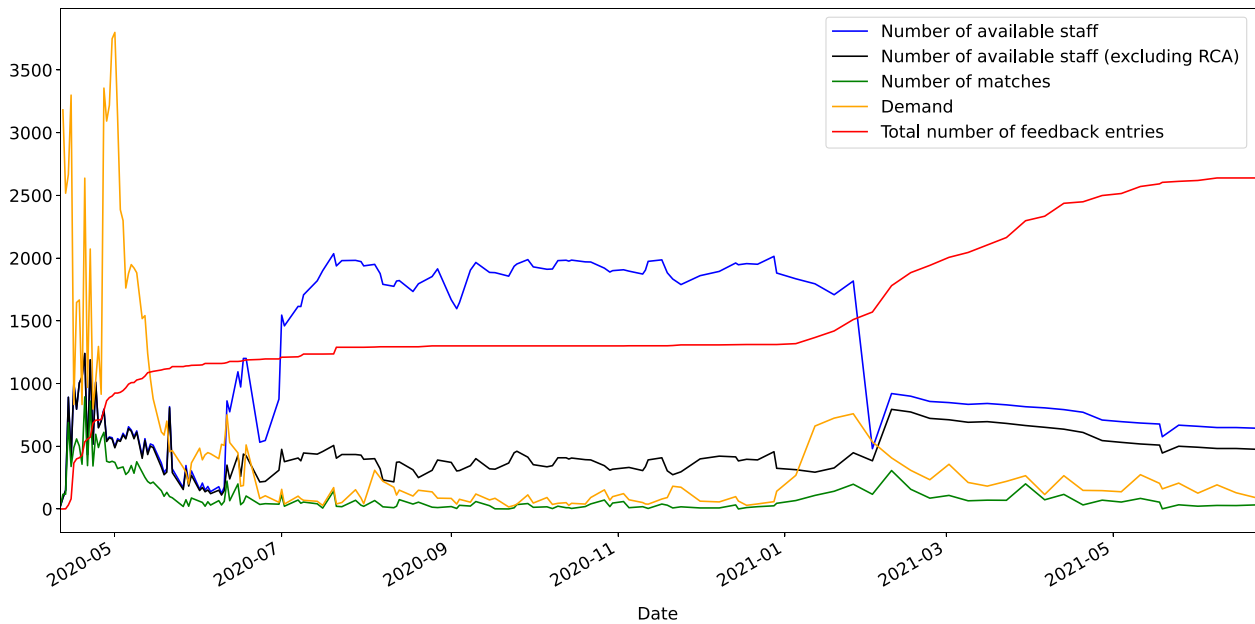


Fig. 5 Overtime total eligible demand and available staff, number of matches, and total number of feedback entries

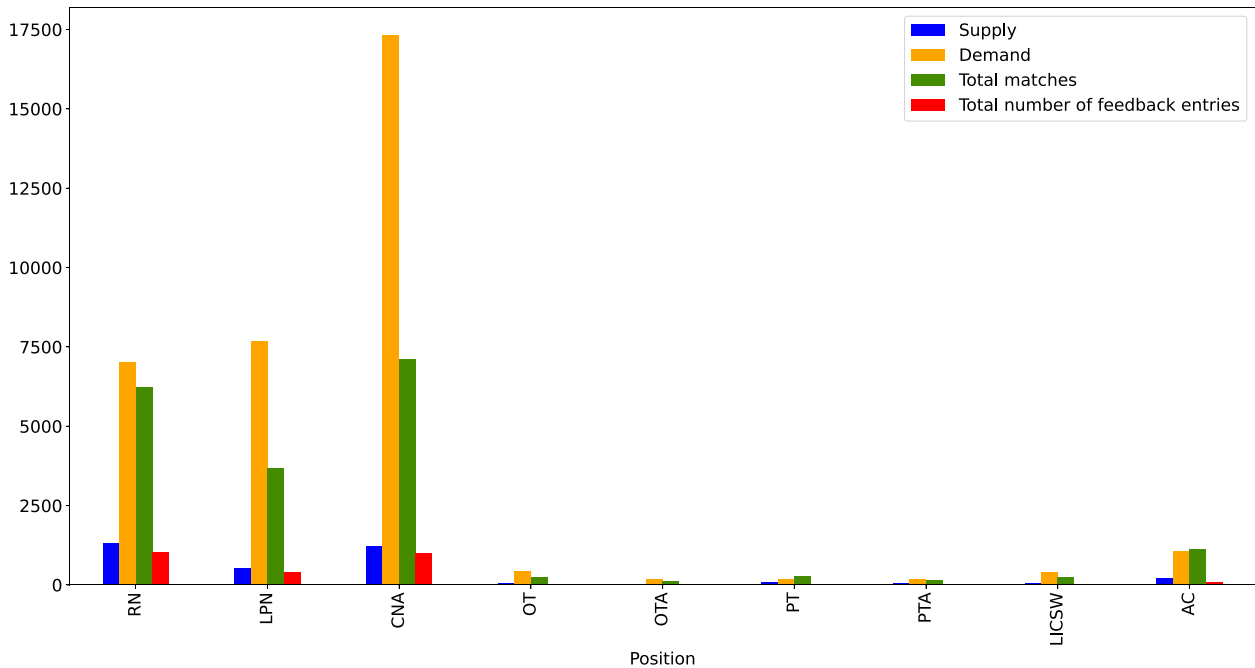


Fig. 6 Number of supply (registered staff), demand, number of matches and total number of feedback entries for each position

most of the demand entries and feedback entries are for the three nursing positions RN, CNA, and LPN.

In addition to the number of matches and facilities' feedback entries for each position, shown in Figs. 6 and 7 indicates the percentage of demand satisfaction for facilities (Fig. 7 left), and organic and urgent demand

quantities (Fig. 7 right) as other metrics. Organic demand refers to the demand that the facilities entered in the portal. On the other hand, urgent demand was created for the facilities that were prioritized for matching by the stakeholders involved in responding to the COVID-19 pandemic due to low staffing levels or expected

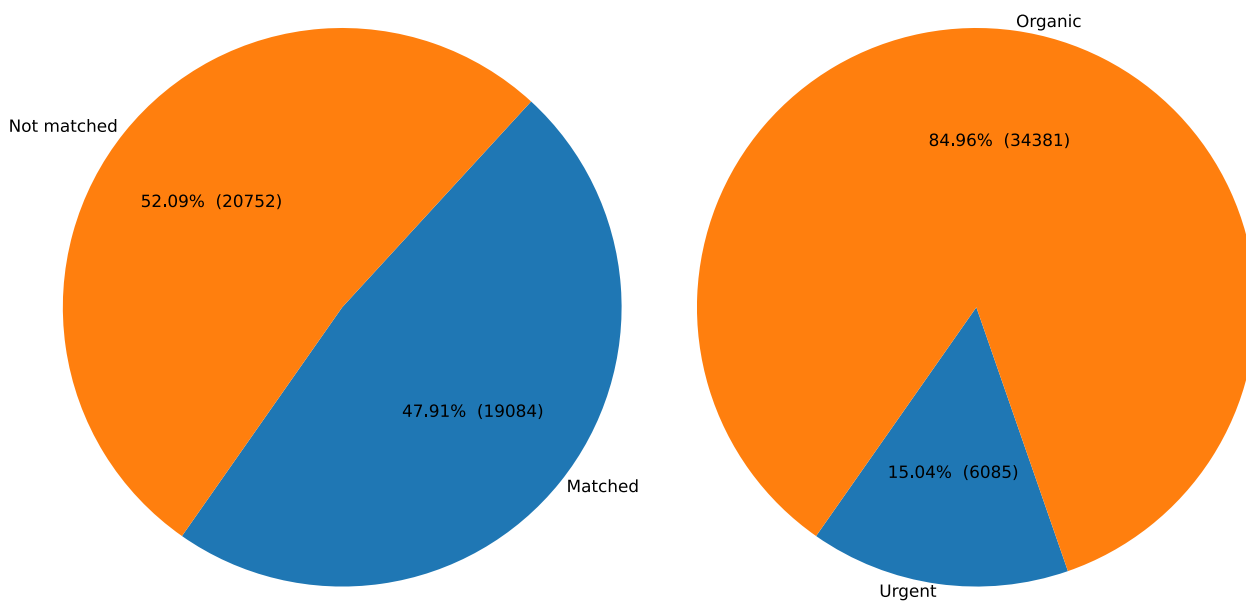


Fig. 7 Distribution of facility demand satisfaction (left) and distribution of organic and urgent demand (right)

shortages from all facility testing. Based on Fig. 7, 47.91% (19,084 out of 39,836) of the facility demand entries were matched to and 15.04% (6,085 out of 40,466) of the total demand were urgent.

Using the CMS NH dataset and the LTCF portal generated dataset, we depicted in Fig. 8 the demand, total matches, and the number of feedback entries with the number of resident and staff COVID-19 cases and the number of total resident deaths in each county in Massachusetts.⁵ From this figure, we note that counties with higher number of cases among residents and staff and number of deaths among residents entered more demand in the portal and as a result, received more matches. However, portal activity was at a higher level in Middlesex and Worcester county facilities in proportion to Covid cases and resident deaths.

On average, facilities provided feedback for 13.32% (2,542 out of 19,084) of the matched staff with 478 (2.50%) feedback showing facilities did not hire matched staff and 2,064 (10.82%) feedback showing facilities intend to hire matched staff.

We used variables' standardized coefficients to examine the association of variables with facilities entering feedback on the matched staff. Table 3 presents the results and associations of variables with facility feedback entry. We conclude that NH and LTCFs with more demand entries were more likely to provide feedback. Moreover, staff's years of experience, shift preferences including weekday afternoon-evening, weekend morning, and weekend overnight are associated with facilities providing feedback on the matched staff. In addition, number

of times LTCFs are prioritized due to testing or low staffing levels are associated with LTCFs that did not provide feedback on the matched staff. Finally, the distance between the staff and the facility that they were matched to is associated with a higher likelihood of a facility providing feedback on matched staff. Figure 9 indicates the standardized coefficients of variables with a line showing 95% confidence interval (CI).

Discussion

During the COVID-19 outbreak, LTCFs faced severe staff shortage issues. In this study, in collaboration with the EOEA, we developed a portal and a matching framework to alleviate staffing problems in LTCFs in Massachusetts. The developed matching framework facilitates staff allocation by considering restrictions of facilities and staff. The underlying matching model was adopted to the specific and changing situation on the ground and considered a variety of criteria for matching, such as the distance between facilities and staff while also incorporating restrictions due to licensing and transportation needs. We used the matching framework dynamically by updating the matching pools and adjusting daily facility prioritizations. Furthermore, the matching framework went through several updates and modifications. New features that were added to the framework overtime included improved data entry portals for both the facilities and staff and methodology for updating facility and staff pools to achieve more effective matches by removing excessive facility demand and inactive staff.

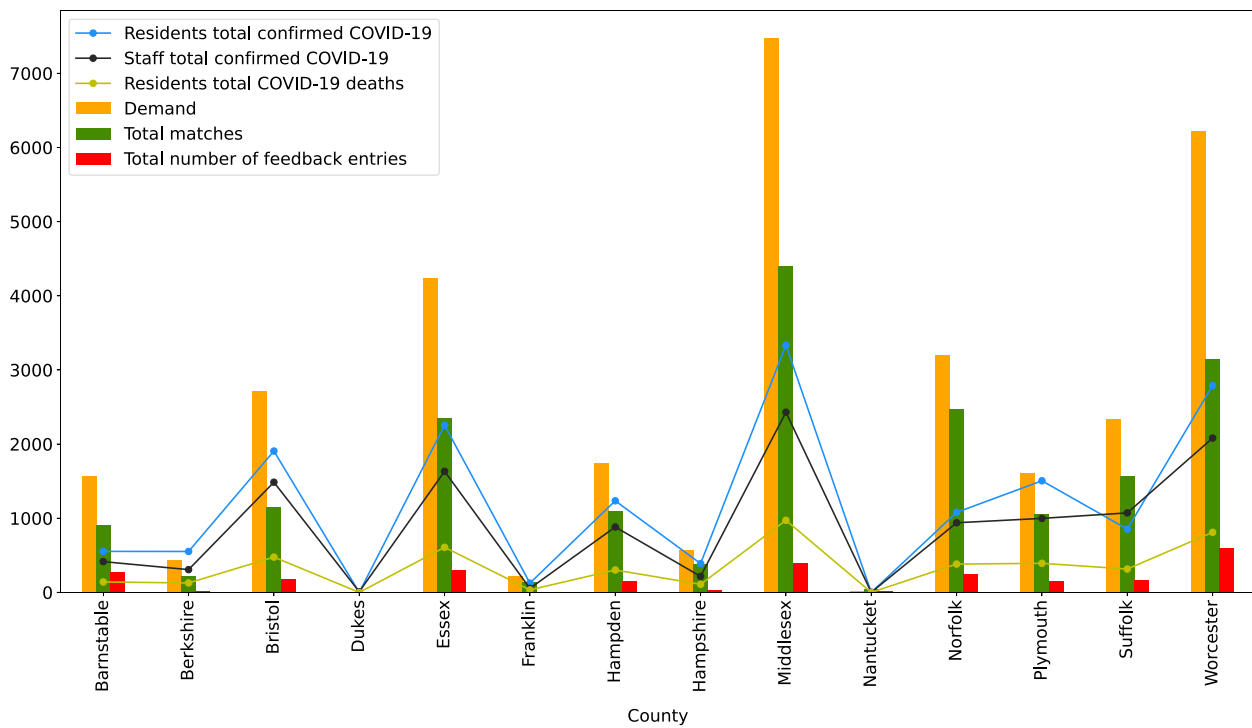


Fig. 8 Number of total resident confirmed cases, total resident COVID-19 deaths, staff total confirmed cases, demand, total matches, and number of feedback entries for all LTCFs in each county in Massachusetts

Table 3 Associations of variables with facility feedback on matched staff

	Variable	Coefficient	Standard error	P-value	95% CI
Facility type	Assisted living center	0.160	0.156	0.306	(-0.146, 0.466)
	Nursing home	0.638	0.141	< 0.0001****	(0.362, 0.914)
	Others	Ref	-	-	-
	Years of experience	0.160	0.022	< 0.0001****	(0.117, 0.202)
Shift preferences	Distance	-4.608	0.166	< 0.0001****	(-4.932, -4.283)
	Weekday morning	-0.028	0.027	0.287	(-0.081, 0.024)
	Weekday afternoon/evening	0.074	0.029	0.011**	(0.017, 0.131)
	Weekday over night	-0.019	0.032	0.540	(-0.082, 0.042)
	Weekend morning	0.051	0.029	0.073*	(-0.005, 0.107)
	Weekend afternoon/evening	-0.050	0.032	0.120	(-0.114, 0.013)
	Weekend overnight	0.124	0.033	0.0002***	(0.058, 0.189)
Prioritization	Number of times prioritized due to low staffing levels	-0.537	0.032	< 0.0001****	(-0.601, -0.474)
	Number of time prioritized due to testing	-0.341	0.027	< 0.0001****	(-0.393, -0.288)
	Number of demand records	0.324	0.027	< 0.0001****	(0.271, 0.376)
Work preference	Permanent	-0.096	0.061	0.118	(-0.216, 0.024)
	Per diem	0.056	0.051	0.272	(-0.044, 0.156)
	Either	Ref	-	-	-

CI is confidence interval. Reference groups are Either (work preference), and Other (types of facilities). The outcome is a binary variable indicating whether facilities provide response for a match (equals 1) or not (equals 0). This logistic regression model was applied to 19,084 matches. * $p < 0.10$, ** $p < 0.05$, *** $p < 0.01$, **** $p < 0.0001$

Despite continuous refinement and improvements on the matching framework, this study and the framework are subject to several limitations, including: (i) Due to

work overload, LTCF staff was not always able to take action and provide feedback on the matches provided to a facility. While the portal user interface was updated

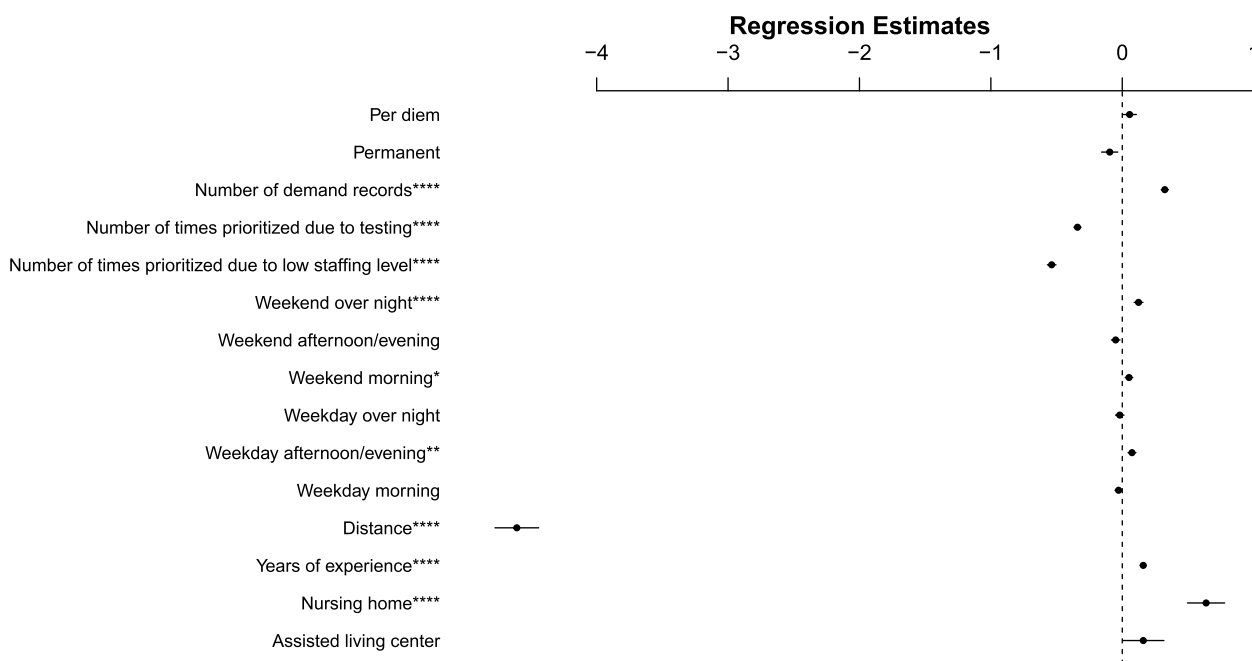


Fig. 9 Standardized coefficients of variables NOTES Estimated standardized coefficients with 95% CI (confidence interval) for each variable in the logistic regression model. Reference groups are Either (work preference), and Other (types of facilities). The outcome is a binary variable indicating whether facilities provide response for a match (equals 1) or not (equals 0). * $p < 0.10$, ** $p < 0.05$, *** $p < 0.01$, **** $p < 0.0001$

several times and several follow up calls were made to facilities, the issue persisted for some. (ii) A subset of the mathematical model parameters such as matching weights and shortage penalty (i.e., a parameter that enforces the matching model to allocate available staff to LTCFs and always match an available staff to a facility if feasible) are estimated based on expert opinion and subjective; (iii) Several potentially important considerations, such as shift preferences, were not included as criteria in the matching process but only reported to the facilities as information along with their matched staff due to concerns regarding how to elicit preference information from the facilities without imposing too high of a data entry burden. We believe including such criteria will increase the quality of the matches; (iv) The matching framework only considered the current demand during each run. This led to matching all available staff to the current demand if possible, ignoring the potential for demand surges or critical demand that could arise in the future. An enhanced framework could be established by forecasting future demand based on evolving trends of the public emergency and reserving some supply for covering this future demand. (v) It was observed that a subset of the facilities inflated their demand in order to increase their matches. While the current framework tried to prevent hoarding by implementing simple limits such as those based on bed numbers, a more sophisticated

process could be designed to disincentivize this behavior and recognize and adjust allocations accordingly.

In conclusion, we developed a centralized matching framework that can be an efficient tool for responding to staff shortages during public health emergencies. We further analyzed the impact of using the matching framework on staffing level of NHs in a subsequent paper [29]. Moreover, the analytical results imply that NHs that were using the portal regularly were more likely to provide feedback. Finally, staff that were matched to a close facility, had work experience, and were willing to work in the afternoons or later were likely to drive hiring feedback from the facility.

Acknowledgements

Not applicable.

Authors' contributions

OE, EC, PY, and LW conceptualized the matching framework and supervised its operations. HRZ and MM contributed equally to the development of the mathematical model, the statistical analysis, building the visualizations and writing the first draft of the paper. They share the first authorship. OE advised HRZ and MM on all modeling and analytics tasks. All authors contributed to reviewing and editing the paper. OE and EC acquired funding. All authors had full access to the data in this study and take full responsibility for the accuracy of the data analysis. The authors read and approved the final manuscript.

Funding

This material is based upon work supported by the National Science Foundation under Grant No. 2038421, the Northeastern University, and the Massachusetts Executive Office of Elder Affairs. Northeastern University and NSF had no role in study design, model development and solution, preparing the reports, analyzing the output, and the decision to submit for publication. The EOEA's role in the project was to put the team

together that designed and developed the portal, and interacted with the staff, facilities, and stakeholders involved in responding to the COVID-19 pandemic.

Availability of data and materials

One of the datasets analyzed during the current study is available in the Centers for Medicare and Medicaid Services repository, [<https://data.cms.gov/Special-Programs-Initiatives-COVID-19-Nursing-Home/COVID-19-Nursing-Home-Dataset/s2uc-8wpxp/data>].

The other dataset analyzed in this study is not publicly available due to privacy of facilities and staff but are available from the corresponding author on reasonable request.

Declarations

Ethics approval and consent to participate

Not applicable.

Consent for publication

Not applicable.

Competing interests

The authors declare no financial or non-financial competing interests.

Author details

¹Department of Mechanical & Industrial Engineering, Northeastern University, Boston, MA, USA. ²Executive Office of Health and Human Services, Boston, MA, USA. ³Graduate School of Nursing, University of MA Chan Medical School – Commonwealth Medicine, Worcester, MA, USA. ⁴Executive Office of Elder Affairs, Boston, MA, USA.

Received: 29 July 2022 Accepted: 23 May 2023

Published online: 07 June 2023

References

- Rasmussen S, Sperling P, Poulsen MS, Emmersen J, Andersen S. Medical students for health-care staff shortages during the COVID-19 pandemic. *Lancet*. 2020;395(10234):e79–80.
- Liu Q, Luo D, Haase JE, Guo Q, Wang XQ, Liu S, et al. The experiences of health-care providers during the COVID-19 crisis in China: a qualitative study. *Lancet Glob Health*. 2020;8(6):e790–8.
- Abbasi J. "Abandoned" Nursing Homes Continue to Face Critical Supply and Staff Shortages as COVID-19 Toll Has Mounted. *JAMA*. 2020;324(2):123.
- Harrington C, Ross L, Chapman S, Halifax E, Spurlock B, Bakerjian D. Nurse Staffing and Coronavirus Infections in California Nursing Homes. *Policy Polit Nurs Pract*. 2020;21(3):174–86.
- Vila-Corcoles A, Satue-Gracia E, Vila-Rovira A, de Diego-Cabanes C, Forcadell-Peris MJ, Hospital-Guardiola I, et al. COVID-19-related and all-cause mortality risk among middle-aged and older adults across the first epidemic wave of SARS-CoV-2 infection: a population-based cohort study in Southern Catalonia, Spain, March–June 2020. *BMC Public Health*. 2021;21(1):1795.
- CMS. COVID-19 Nursing Home Data - Centers for Medicare & Medicaid Services Data. 2021 [cited 2021 Sep 9]. Available from: <https://data.cms.gov/covid-19/covid-19-nursing-home-data>.
- McGarry BE, Grabowski DC, Barnett ML. Severe Staffing And Personal Protective Equipment Shortages Faced By Nursing Homes During The COVID-19 Pandemic. *Health Aff*. 2020;39(10):1812–21.
- Rada AG. Covid-19: the precarious position of Spain's nursing homes. *BMJ*. 2020;20: m1554.
- Ladhani SN, Chow JY, Janarthanan R, Fok J, Crawley-Boevey E, Vusirikala A, et al. Investigation of SARS-CoV-2 outbreaks in six care homes in London, April 2020. *EClinicalMedicine*. 2020;26: 100533.
- Trabucchi M, De Leo D. Nursing homes or besieged castles: COVID-19 in northern Italy. *Lancet Psychiatry*. 2020;7(5):387–8.
- Davidson PM, Szanton SL. Nursing homes and COVID-19: We can and should do better. *J Clin Nurs*. 2020;29(15–16):2758–9.
- Grabowski DC, Mor V. Nursing Home Care in Crisis in the Wake of COVID-19. *JAMA*. 2020;324(1):23.
- McMichael TM, Currie DW, Clark S, Pogojans S, Kay M, Schwartz NG, et al. Epidemiology of Covid-19 in a Long-Term Care Facility in King County. *Washington N Engl J Med*. 2020;382(21):2005–11.
- Pillemer K, Subramanian L, Hupert N. The Importance of Long-term Care Populations in Models of COVID-19. *JAMA*. 2020;324(1):25.
- Kirkham C, Lesser B. Special Report: Pandemic exposes systemic staffing problems at U.S. nursing homes. *Reuters*. 2020. [cited 2022 Feb 1]; Available from: <https://www.reuters.com/article/us-health-coronavirus-nursinghomes-speci-idUSKBN23H1L9>.
- CDC. Healthcare Workers [Internet]. Centers for Disease Control and Prevention. 2020 [cited 2021 Oct 29]. Available from: <https://www.cdc.gov/coronavirus/2019-ncov/hcp/mitigating-staff-shortages.html>.
- CMS. Toolkit on State Actions to Mitigate COVID-19 Prevalence in Nursing Homes. 2021;224. <https://www.cms.gov/files/document/covid-toolkit-states-mitigate-covid-19-nursing-homes.pdf>. [cited 03 June 2023].
- Roth AE, Rothblum UG, Vande Vate JH. Stable Matchings, Optimal Assignments, and Linear Programming. *Math OR*. 1993;18(4):803–28.
- Miller HE, Pierskalla WP, Rath GJ. Nurse Scheduling Using Mathematical Programming. *Oper Res*. 1976;24(5):857–70.
- Warner DM, Prawda J. A Mathematical Programming Model for Scheduling Nursing Personnel in a Hospital. *Manag Sci*. 1972;19(4):411–22.
- Warner DM. Scheduling nursing personnel according to nursing preference: A mathematical programming approach. *Oper Res*. 1976;24(5):842–56.
- Sun L, DePuy GW, Evans GW. Multi-objective optimization models for patient allocation during a pandemic influenza outbreak. *Comput Oper Res*. 2014;51:350–9.
- Blake JT, Carter MW. A goal programming approach to strategic resource allocation in acute care hospitals. *Eur J Oper Res*. 2002;140(3):541–61.
- Liu M, Zhang Z, Zhang D. A dynamic allocation model for medical resources in the control of influenza diffusion. *J Syst Sci Syst Eng*. 2015;24(3):276–92.
- Saadouli H, Jerbi B, Dammak A, Masmoudi L, Bouaziz A. A stochastic optimization and simulation approach for scheduling operating rooms and recovery beds in an orthopedic surgery department. *Comput Ind Eng*. 2015;80:72–9.
- Zhang B, Murali P, Dessouky MM, Belson D. A mixed integer programming approach for allocating operating room capacity. *J Oper Res Soc*. 2009;60(5):663–73.
- Blake JT, Dexter F, Donald J. Operating room managers' use of integer programming for assigning block time to surgical groups: a case study. *Anesth Analg*. 2002;94(1):143–8.
- Lee Rodgers J, Nicewander WA. Thirteen ways to look at the correlation coefficient. *The American Statistician*. 1988;42(1):59–66.
- Zarei HR, Bart Y, Ergun O. Impact of using a centralized matching process on nursing home staffing. *Geriatr Nurs*. 2023;49:89–93.

Publisher's Note

Springer Nature remains neutral with regard to jurisdictional claims in published maps and institutional affiliations.

Ready to submit your research? Choose BMC and benefit from:

- fast, convenient online submission
- thorough peer review by experienced researchers in your field
- rapid publication on acceptance
- support for research data, including large and complex data types
- gold Open Access which fosters wider collaboration and increased citations
- maximum visibility for your research: over 100M website views per year

At BMC, research is always in progress.

Learn more biomedcentral.com/submissions

